


Size (D) In.	Std Weight Lbs
4	0.01
5	0.02
6	0.03
7	0.04
8	0.08
9	0.09
10	0.10
12	0.17
14	0.23
16	0.26
18	0.28
20	0.29
22	0.31
24	0.33

Product	Material	Compliance / Rating
Leak-Free O-Ring	Low Density Black EPDM Sponge for LCM Cure	ASTM D1056 2A2 B2, RoHS Compliant, IMDS Compliant, Non-nitrosamine, FMVSS 302 Flammability




Measure distance to be spanned.



Mark distance to be spanned less 100 mm.



Use O-ring provided and mark for cut.




Cut the duct pipe.



Put Adjustable Nipple O-ring on the cut pipe, then add the Oil Mist O-ring (which has a smaller thickness), and slide an Adjustable Nipple over the cut end. Seat the Oil Mist O-ring evenly and firmly against the rolled metal edge of the Adjustable Nipple. Then position the Adjustable Nipple O-ring firmly against the Oil Mist O-ring.



Snap QF clamp over the O-ring and one end of the Adjustable Nipple.



Finished connection.

